


BM SERIES

AIR-COOLED MEDIUM-PRESSURE COMPRESSORS FOR
THE COMPRESSION OF AIR



INDUSTRY



MEDIUM PRESSURE COMPRESSORS FOR HEAVY-DUTY APPLICATIONS

BAUER BM SERIES - THE LEGENDARY BAUER PERFORMANCE AND RELIABILITY IN THE MEDIUM-PRESSURE SEGMENT

The BAUER BM series offers a wide power range from 7.5 - 110 kW with delivery rates from 470 - 6200 l/min. The compressors are available in a 2-stage version for discharge pressures up to 40 bar or in a 3-stage version for discharge pressures up to 40 bar and 100 bar.


TYPICAL APPLICATIONS OF THE BM SERIES

- › Shipbuilding industry and shipping
- › Marine
- › Offshore applications
- › Energy sector
- › Defence industry
- › Industrial applications

FEATURES

- › **Air-cooled**
- › **Direct coupled**
- › **2 or 3 compressor stages**

- › **30 to 110 bar**
- › **470 to 6200 l/min**
- › **7.5 to 110 kW**




YOUR ADVANTAGES

- › **Reliable and robust machines based on our decades of experience**
- › **Lightweight and compact with a small installation footprint**
- › **Outstanding performance and longevity, even at high ambient temperatures**
- › **Suitable for heavy-duty operating conditions**

Excellent quality, reliability and operational safety as well as ease of maintenance and cost efficiency make the BM series the first choice worldwide.

Low oil consumption, long maintenance intervals and transparent maintenance kits also reduce the total cost of ownership (TCO).

THE BM SERIES IN DETAIL



The **B-CONTROL** with touch-screen display enables easy operation as well as a comprehensive system overview.

All compression stages are protected with integrated inter-stage **safety valves**.

Integral **inter-stage separators** ensure high efficiency of condensate removal.

Automatic condensate drains with condensate collection provide worry-free operation.

Compact design makes the BM Series ideal for operations where space is at a premium.

Air-cooled design with a large cooling fan provides optimal-cooling across all cylinders.

Low centre of gravity with the ability to operate at inclinations up to 30° under motion makes this an ideal product for shipboard and offshore applications.

Integrated oil pump provides forced lubrication to all essential components of the compressor under the most severe operating conditions.

SERVICE & SUPPORT

The BAUER BM Series compressors are covered by the same BAUER Lifecycle Performance Guarantee as all other BAUER products. This includes uninterrupted spare parts support for the lifecycle of the product as well as 24/7/365 technical support directly through BAUER or BAUER's extensive network of local Authorized Distributors.

OPTIONS

- › Compressor control B-CONTROL-C II
- › Interstage pressure and temperature monitoring
- › Oil sump heater
- › Intermediate pressure gauge
- › Suitable air and gas treatment systems
- › Heavy-duty skid with integrated fork-lift pockets and structural tie-downs
- › Classification approval (DNV, ABS, RINA)

Model	F.A.D. ¹			Frequency	Max. operating pressure ²		No. of stages	Speed approx.	Motor power	Net weight approx.	
	l/min	m ³ /h	cfm		bar	psig				kg	lbs
BM series 30 bar, 50 Hz											
BM5.1/30-7.5V	470	28.2	16.6	50	30	435	2	1470	7.5	215	475
BM6.1/30-11-V	780	46.8	27.5	50	30	435	2	1470	11	415	915
BM10.1/30-15-V	1130	67.8	40	50	30	435	2	1480	15	430	950
BM series 40 bar, 50 Hz											
BM6.1/40-11	660	39.6	23.3	50	40	580	3	1470	11	425	940
BM10.1/40-18.5	1080	64.8	38.1	50	40	580	3	1480	18.5	475	1050
BM20.1/40-30	2210	132.6	78	50	40	580	3	1475	30	960	2120
BM30.1/40-45	3110	186.6	110	50	40	580	3	1480	45	1075	2370
BM60.1/40-90	6200	372	219	50	40	580	3	1480	90	2040	4495
BM series 100 bar, 50 Hz											
BM6.1/100-15	630	37.8	22.2	50	100	1450	3	1470	11	435	960
BM10.1/100-18.5	1060	63.6	37.4	50	100	1450	3	1485	18.5	475	1045
BM20.1/100-37	2180	130.8	77	50	100	1450	3	1485	37	1010	2225
BM30.1/100-55	3080	184.8	109	50	100	1450	3	1485	55	1150	2535
BM60.1/100-110	6150	369	217	50	100	1450	3	1485	110	2390	5270

Model	F.A.D. ¹			Frequency	Max. operating pressure ²		No. of stages	Speed approx.	Motor power	Net weight approx.	
	l/min	m ³ /h	cfm		bar	psig				kg	lbs
BM series 30 bar, 60 Hz											
BM5.1/30-7.5-V	570	34.2	20.1	60	30	435	2	1780	7.5	215	475
BM6.1/30-15-V	970	58.2	34.3	60	30	435	2	1780	15	425	940
BM10.1/30-18.5-V	1350	81	47.7	60	30	435	2	1780	18.5	470	1040
BM series 40 bar, 60 Hz											
BM6.1/40-15	800	48	28.3	60	40	508	3	1775	15	435	960
BM10.1/40-22	1300	78	45.9	60	40	580	3	1780	18.5	475	1045
BM20.1/40-45	2670	160.2	94.3	60	40	580	3	1780	45	980	2160
BM30.1/40-55	3750	225	132	60	40	580	3	1780	55	1150	2535
BM60.1/40-75	4960	297.6	175	60	40	580	3	1185	75	2350	5180
BM Baureihe 80/100 bar, 60 Hz											
BM6.1/100-15	760	45.6	26.8	60	100	1450	3	1775	15	435	960
BM10.1/100-22	1280	76.8	45.2	60	100	1450	3	1780	22	490	1080
BM20.1/100-45	2620	157.2	92.5	60	80	1160	3	1780	45	1040	2295
BM20.1/100-55	2620	157.2	92.5	60	100	1450	3	1780	55	1040	2295
BM30.1/100-75	3690	221.4	130	60	100	1450	3	1780	75	1300	2865
BM60.1/100-90	4910	294.6	173.4	60	100	1450	3	1185	90	2390	5270

1 BM series 30 bar: Charging rate, based on 1013 mbar and 20°C ambient temperature, BM series 40 - 100 bar: Volume flow rate according to ISO 1217.

Power consumption at atmospheric inlet pressure and max. final pressure

2 Max. shut-down pressure. Set pressure of safety valve 10% higher.

BAUER KOMPRESSOREN GmbH
 Stäblistr. 8
 81477 München
 Tel. +49 (0) 89 78049-0
 Fax +49 (0) 89 78049-167
info@bauer-kompressoren.de
bauer-kompressoren.de



BM SERIES EN
 N46866
 04.2025

Subject to technical changes